

KEDIA ADVISORY



DAILY BULLION REPORT

23 Dec 2024

- BULLDEX
- GOLD
- SILVER



Kedia Stocks & Commodities Research Pvt. Ltd.

Research Advisory | White Labelling | Digital Marketing



BULDEX SNAPSHOT

Commodity	Expiry	Open	High	Low	Close	% Change
MCXBULLDEX	24-Dec-24	18331.00	18588.00	18315.00	18545.00	1.07
MCXBULLDEX	27-Jan-25	18400.00	18592.00	18380.00	18468.00	0.13

BULLION SNAPSHOT

Commodity	Expiry	Open	High	Low	Close	% Change
GOLD	5-Feb-25	75660.00	76680.00	75651.00	76420.00	1.02
GOLD	4-Apr-25	76363.00	77286.00	76318.00	77031.00	0.84
GOLDMINI	3-Jan-25	75200.00	76025.00	75070.00	75786.00	0.79
GOLDMINI	5-Feb-25	75732.00	76645.00	75651.00	76406.00	0.97
SILVER	5-Mar-25	86993.00	88598.00	86447.00	88392.00	1.38
SILVER	5-May-25	88886.00	90304.00	88267.00	90154.00	1.27
SILVERMINI	28-Feb-25	87500.00	88658.00	86560.00	88448.00	-3.88
SILVERMINI	30-Apr-25	89360.00	90450.00	88385.00	90265.00	0.92

OPEN INTEREST SNAPSHOT

Commodity	Expiry	% Change	% Oi Change	Oi Status
MCXBULLDEX	24-Dec-24	1.07	-20.37	Short Covering
MCXBULLDEX	27-Jan-25	0.13	250.00	Fresh Buying
GOLD	5-Feb-25	1.02	-1.91	Short Covering
GOLD	4-Apr-25	0.84	7.19	Fresh Buying
GOLDMINI	3-Jan-25	0.79	-5.99	Short Covering
GOLDMINI	5-Feb-25	0.97	-3.21	Short Covering
SILVER	5-Mar-25	1.38	-2.76	Short Covering
SILVER	5-May-25	1.27	1.48	Fresh Buying
SILVERMINI	28-Feb-25	1.28	-3.88	Short Covering
SILVERMINI	30-Apr-25	1.26	0.92	Fresh Buying

INTERNATIONAL BULLION SNAPSHOT

Commodity	Open	High	Low	Close	% Change
Gold \$	2622.88	2624.81	2621.85	2624.31	0.00
Silver \$	29.64	29.76	29.61	29.70	0.48

RATIOS

Ratio	Price	Ratio	Price	Ratio	Price
Gold / Silver Ratio	86.46	Silver / Crudeoil Ratio	14.89	Gold / Copper Ratio	95.72
Gold / Crudeoil Ratio	12.87	Silver / Copper Ratio	110.71	Crudeoil / Copper Ratio	7.44

Important levels for Jewellery/Bullion Dealers



Booking Price for Sellers	Booking Price for Buyers
76730.00	76110.00
76940.00	75900.00



Booking Price for Sellers	Booking Price for Buyers
89112.00	87672.00
89872.00	86912.00



Booking Price for Sellers	Booking Price for Buyers
85.18	84.82
85.40	84.60



Booking Price for Sellers	Booking Price for Buyers
2633.70	2608.40
2646.60	2595.50



Booking Price for Sellers	Booking Price for Buyers
30.06	29.24
30.37	28.93

Click here for download Kedia Advisory **Special Research Reports**



Technical Snapshot



BUY GOLD FEB @ 76300 SL 76100 TGT 76600-76800. MCX

Observations

Gold trading range for the day is 75220-77280.

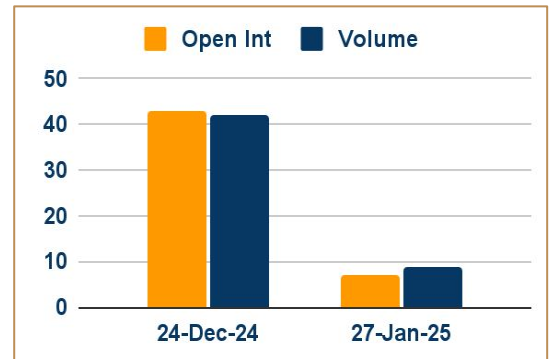
Gold gains as the dollar index eased to 108, pulling back from the two-year high of 108.5.

Core PCE prices, rose by 0.1% from the previous month in November, below expectations.

Gold demand in India remained subdued as volatile prices prompted potential buyers to delay purchases

Russia's gold reserves stood at 75.0 million troy ounces as of the start of December

OI & Volume



Spread

GOLD APR-FEB	611.00
GOLDMINI FEB-JAN	620.00

Trading Levels

Commodity	Expiry	Close	R2	R1	PP	S1	S2
GOLD	5-Feb-25	76420.00	77280.00	76850.00	76250.00	75820.00	75220.00
GOLD	4-Apr-25	77031.00	77845.00	77440.00	76880.00	76475.00	75915.00
GOLDMINI	3-Jan-25	75786.00	76580.00	76180.00	75625.00	75225.00	74670.00
GOLDMINI	5-Feb-25	76406.00	77230.00	76820.00	76235.00	75825.00	75240.00
Gold \$		2624.31	2626.96	2626.15	2624.00	2623.19	2621.04

Technical Snapshot



BUY SILVER MAR @ 88000 SL 87500 TGT 88700-89500. MCX

Observations

Silver trading range for the day is 85655-89965.

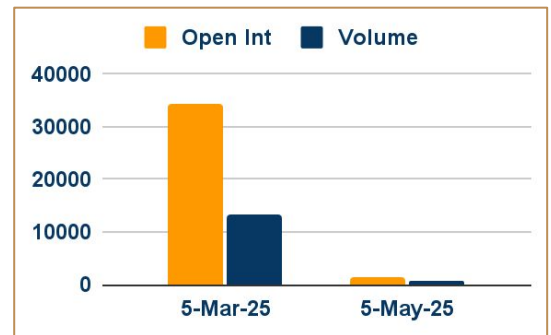
Silver gained as the latest inflation data favored the resumption of rate cuts by the Federal Reserve.

Core PCE prices, rose the least in six months in the November print.

Markets are now split between one and two rate cuts for next year.

Concerns of tariffs and expansive fiscal policy by the incoming Trump administration also backed hawkish projections for the Fed.

OI & Volume



Spread

SILVER MAY-MAR	1762.00
SILVERMINI APR-FEB	1817.00

Trading Levels

Commodity	Expiry	Close	R2	R1	PP	S1	S2
SILVER	5-Mar-25	88392.00	89965.00	89175.00	87810.00	87020.00	85655.00
SILVER	5-May-25	90154.00	91615.00	90885.00	89575.00	88845.00	87535.00
SILVERMINI	28-Feb-25	88448.00	89990.00	89220.00	87890.00	87120.00	85790.00
SILVERMINI	30-Apr-25	90265.00	91765.00	91015.00	89700.00	88950.00	87635.00
Silver \$		29.70	29.84	29.77	29.69	29.62	29.54

Gold gains as the dollar index eased to 108, pulling back from the two-year high of 108.5 as favorable inflation signals supported a backdrop for more interest rate cuts by the Federal Reserve. Core PCE prices, which are the Fed's preferred gauge of underlying inflation, rose by 0.1% from the previous month in November, below market expectations and the least since May.

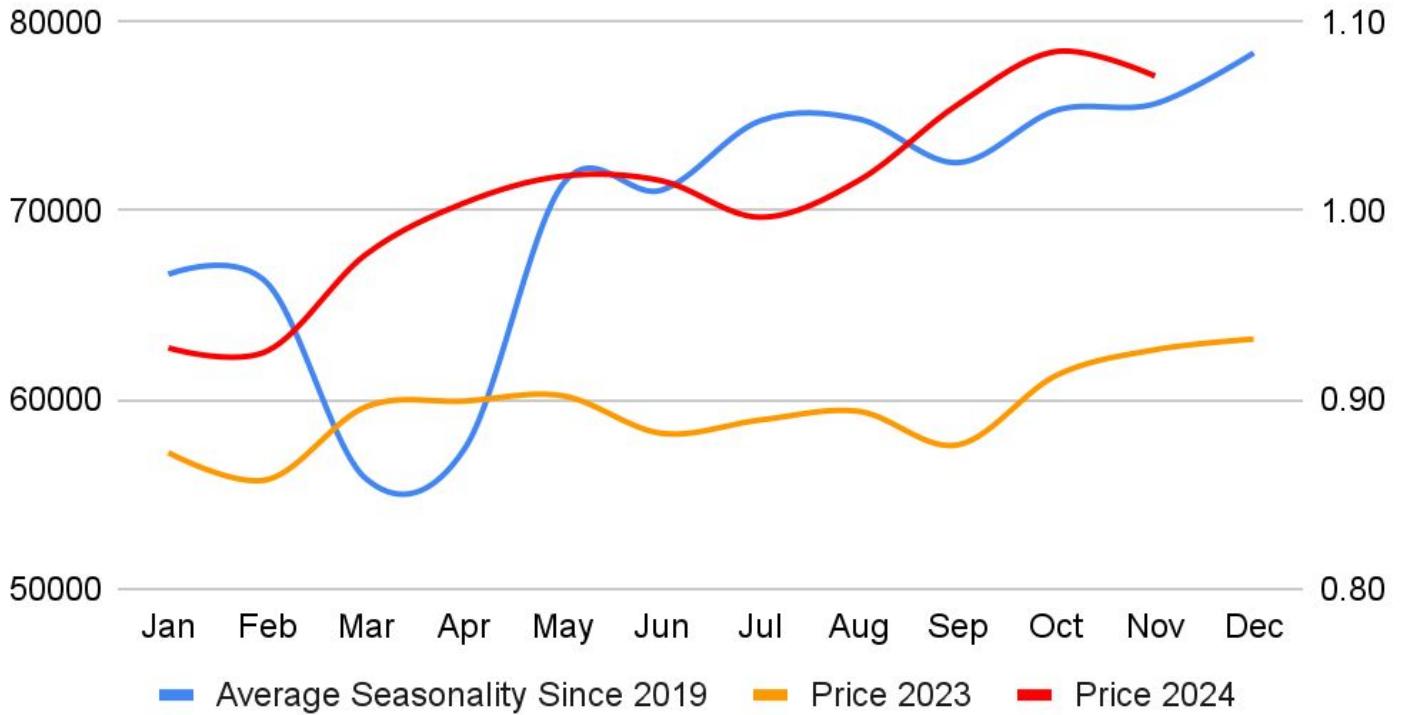
Asia Gold – Price fluctuation dampens demand in India - Gold demand in India remained subdued as volatile prices prompted potential buyers to delay purchases, while higher rates across China are expected to potentially offset upcoming seasonal demand. Indian dealers offered a discount of up to \$8 an ounce over official domestic prices, down from last week's discount of up to \$9. India's gold imports are poised for a sharp slowdown in December, while soaring gold prices have led many Indian families to opt for lightweight and lower-carat jewellery. Gold exports from Switzerland rose in November due to a jump in supplies to India and some revival of deliveries to China and Hong Kong compared with October. High bullion prices also kept demand soft in other Asian regions, including top consumer China, where discounts of around \$5 per ounce to the international price were offered. In Japan, traders quoted a premium of \$1.5 per ounce to discounts up to \$4.5, while in Hong Kong, gold was sold at a \$2.00 premium.

Swiss gold exports rise in November on jump in supplies to India - Gold exports from Switzerland rose in November due to a jump in supplies to India and some revival of deliveries to China and Hong Kong compared with October, Swiss customs data showed. India, the world's second-largest gold consumer and a major importer, is re-examining a surge in gold imports that widened the country's trade deficit to a record in November and pushed the rupee to an all-time low, government sources told. Even if India's total gold imports were miscalculated, exports from Switzerland to India surged to 52.7 tons in November from 11.7 tons in October, indicating very strong demand from buyers ramping up inventories amid November's 3.3%-fall in spot gold prices. India's domestic demand is expected to slow from mid-December to mid-January, considered an inauspicious period for holding weddings and purchasing gold in the Hindu calendar, the World Gold Council said.

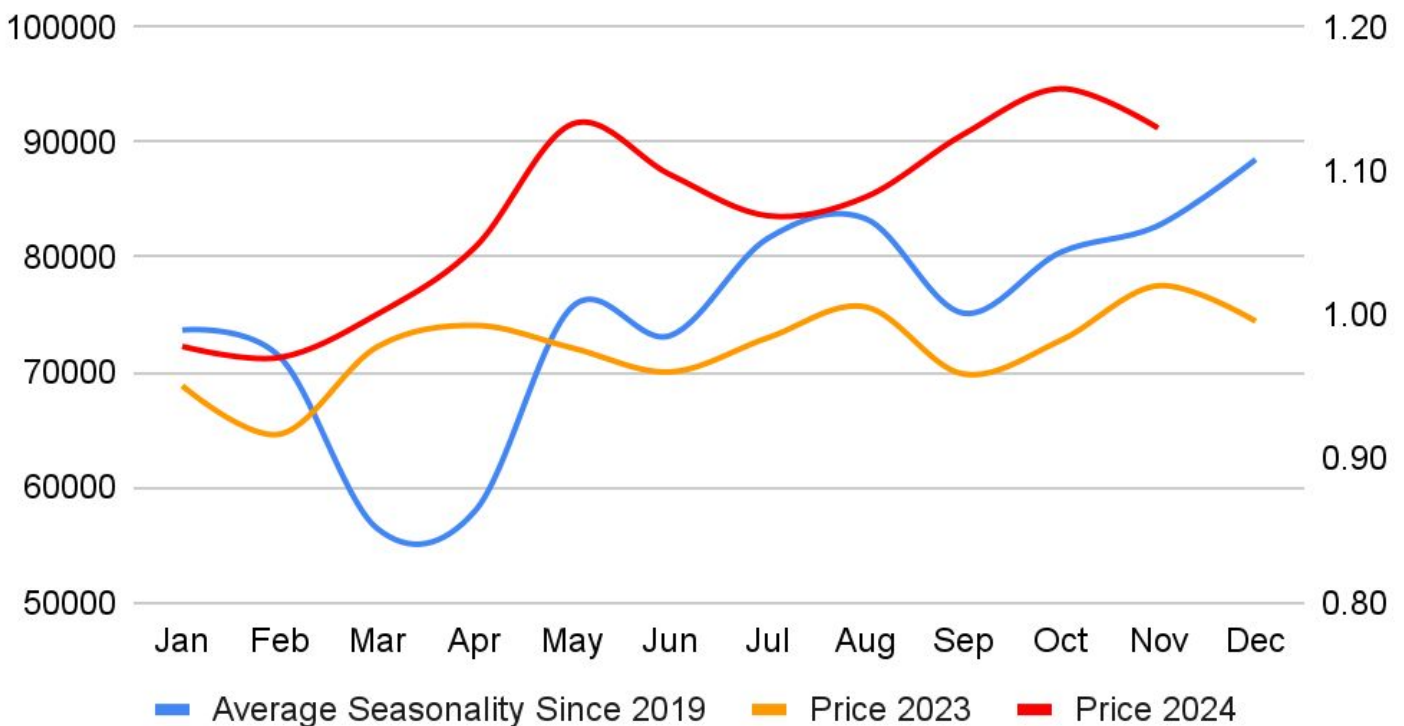
China's central bank resumes gold purchases after six – month hiatus in Nov - China's central bank resumed buying gold for its reserves in November after a six-month pause, official data by the People's Bank of China (PBOC) showed. Resumption of its purchases may support Chinese investor demand which was muted since the PBOC paused its 18-month buying streak in May. China's gold holdings rose to 72.96 million fine troy ounces at the end of November, up from 72.80 million troy ounces a month earlier. The value of China's gold reserves fell to \$193.43 billion at the end of last month from \$199.06 billion at the end of October.

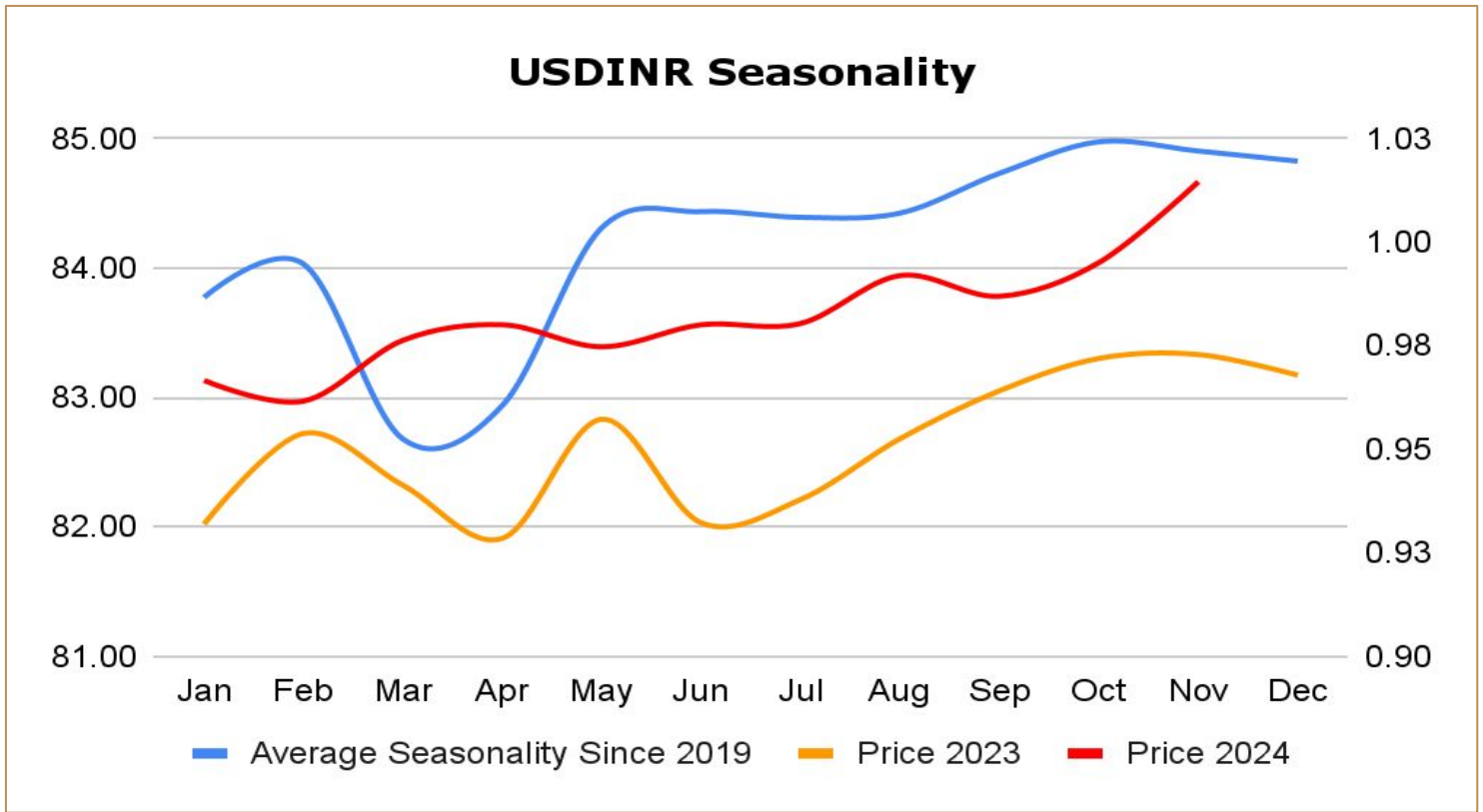
Central bank gold buying skyrockets in October, led by India, Turkey and Poland - Central banks reported 60 tons of net gold purchases in October, the highest amount recorded in 2024, according to the latest figures from the World Gold Council (WGC). The October tally doubled that of the 12-month average with the RBI leading both y-t-d purchases and those reported during the month. India added 27t in October, bringing its total gold purchases to 77t y-t-d. India's y-t-d net buying represents a five-fold increase on its 2023 activity. Emerging market central banks continued to dominate the market with Turkey and Poland adding 72t and 69t y-t-d to their gold reserves, respectively. These three central banks alone account for 60% of total global net purchases reported this year. Several other central banks reported net increases of one ton or more to their gold reserves in October.

Gold Seasonality



Silver Seasonality





Weekly Economic Data

Date	Curr.	Data
Dec 23	GBP	Current Account
Dec 23	GBP	Final GDP q/q
Dec 23	GBP	Revised Business Investment q/q
Dec 23	CAD	GDP m/m
Dec 23	CAD	IPPI m/m
Dec 23	CAD	RMPI m/m
Dec 23	USD	CB Consumer Confidence
Dec 24	CAD	BOC Summary of Deliberations
Dec 24	JPY	Monetary Policy Meeting Minutes
Dec 24	AUD	Monetary Policy Meeting Minutes
Dec 24	JPY	BOJ Core CPI y/y
Dec 24	EUR	German Bank Holiday
Dec 24	USD	Core Durable Goods Orders m/m

Date	Curr.	Data
Dec 24	USD	Richmond Manufacturing Index
Dec 25	JPY	SPPI y/y
Dec 26	JPY	Housing Starts y/y
Dec 26	EUR	German Bank Holiday
Dec 26	EUR	Italian Bank Holiday
Dec 26	USD	Unemployment Claims
Dec 26	USD	Crude Oil Inventories
Dec 27	JPY	Tokyo Core CPI y/y
Dec 27	JPY	Unemployment Rate
Dec 27	JPY	BOJ Summary of Opinions
Dec 27	JPY	Prelim Industrial Production m/m
Dec 27	JPY	Retail Sales y/y
Dec 27	USD	Goods Trade Balance



DISCLAIMER

KEDIA ADVISORY

This Report is prepared and distributed by Kedia Stocks & Commodities Research Pvt Ltd. Our SEBI REGISTRATION NUMBER - INH000006156. for information purposes only. The recommendations, if any, made herein are expressions of views and/or opinions and should not be deemed or construed to be neither advice for the purpose of purchase or sale through KSCRPL nor any solicitation or offering of any investment /trading opportunity. These information/opinions/ views are not meant to serve as a professional investment guide for the readers. No action is solicited based upon the information provided herein. Recipients of this Report should rely on information/data arising out of their own investigations. Readers are advised to seek independent professional advice and arrive at an informed trading/investment decision before executing any trades or making any investments. This Report has been prepared on the basis of publicly available information, internally developed data and other sources believed by KSCRPL to be reliable. KSCRPL or its directors, employees, affiliates or representatives do not assume any responsibility for or warrant the accuracy, completeness, adequacy and reliability of such information/opinions/ views. While due care has been taken to ensure that the disclosures and opinions given are fair and reasonable, none of the directors, employees, affiliates or representatives of KSCRPL shall be liable for any direct, indirect, special, incidental, consequential, punitive or exemplary damages, including lost profits arising in any way whatsoever from the information/opinions/views contained in this Report. The possession, circulation and/or distribution of this Report may be restricted or regulated in certain jurisdictions by appropriate laws. No action has been or will be taken by KSCRPL in any jurisdiction (other than India), where any action for such purpose (s) is required. Accordingly, this Report shall not be possessed, circulated and/ or distributed in any such country or jurisdiction unless such action is in compliance with all applicable laws and regulations of such country or jurisdiction. KSCRPL requires such a recipient to inform himself about and to observe any restrictions at his own expense, without any liability to KSCRPL. Any dispute arising out of this Report shall be subject to the exclusive jurisdiction of the Courts in India.

KEDIA ADVISORY

KEDIA STOCKS & COMMODITIES RESEARCH PVT LTD

Mumbai, India

SEBI REGISTRATION NUMBER - INH000006156

For more details, please contact: +91 93234 06035 / 96195 51022

Email: info@kediaadvisory.com

Regd.Off.: 1, 2, 3 & 4, 1st Floor, Tulip Bldg, Flower Valley Complex, Khadakpada Circle,
Kalyan-(W), Mumbai-421301